

TO: LIGHTSPEED CUSTOMERS/TRADERS
SUBJECT: LIGHTSPEED INSTALLATION GUIDE
DATE: 8/16/2019

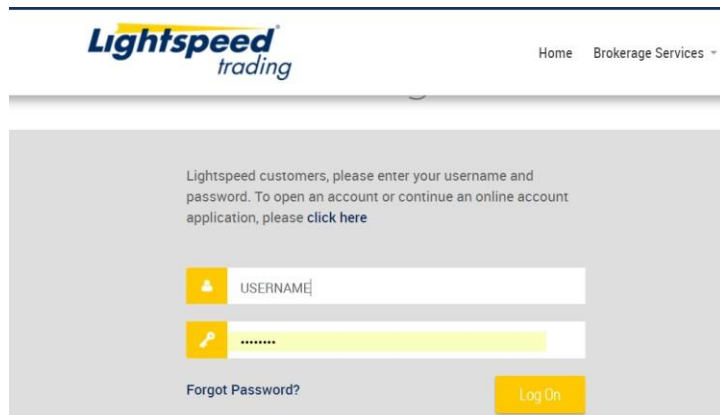
Thank you for choosing Lightspeed Trader!

This Memo will guide you through the Lightspeed Trader Installation for first time users. Please carefully follow this step by step guide:

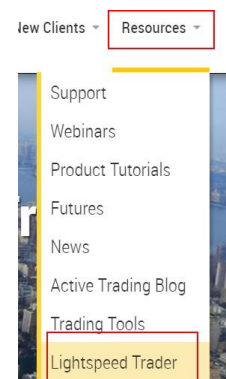
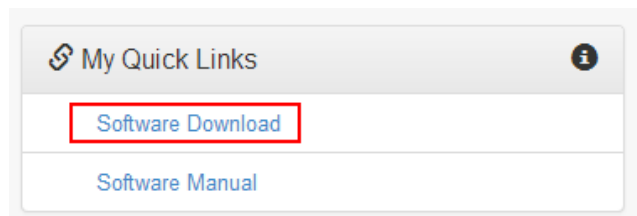
- 1) To begin, please login to the <http://www.lightspeed.com/> website using the credentials provided to you:

Select Log In and it will take you to the page seen right. Enter your credentials.

Please note that the password entry is case sensitive.



- 2) Once you are logged in, click "**Software Download**" from the Quick Links on the left of the page, or Select Resources > Lightspeed Trader

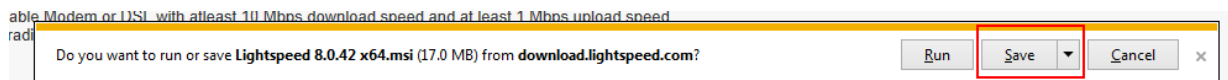


- 3) This will take you to the screen seen below. Select which **LightSpeed Trader Install**, 32 or 64-bit in order to install the Lightspeed Trader software.

GETTING STARTED WITH LIGHTSPEED TRADER

- ↓ LATEST VERSION RELEASE NOTES
- ↓ LIGHTSPEED INSTALLATION GUIDE
- ↓ LIGHTSPEED TRADER INSTALL (32-BIT)
- ↓ LIGHTSPEED TRADER INSTALL (64-BIT)
- ↓ LIGHTSPEED INSTALLATION GUIDE FOR MAC
- ↓ LIGHTSPEED TRADER MAC INSTALL (OS X 10.6 OR HIGHER)

- 4) The following ribbon should appear at the bottom of your screen, confirming that you would like to download the Lightspeed software. Please select **“Save”** to Save the Lightspeed Install to your computer.




- 5) After the download has completed, a new ribbon will notify you at the bottom of the screen. Select Run:



- 6) Complete the directions in the Lightspeed Trader Installation and click **Close**. Now proceed to your Desktop to log in to Lightspeed Trader. You will see the Lightspeed Icon on your desktop, **Doubleclick the icon** and the login screen below will appear:



- 7) Be sure that SSL is selected in the dropdown highlighted below. Use the same login credentials provided for the website to log in to Lightspeed Trader*. You are now ready to trade.



The screenshot shows the Lightspeed trading interface. At the top, the text "Lightspeed trading" is displayed in a large, stylized font. Below this, the "Lightspeed" logo is shown next to the version number "Version 8.0.42.3-64". To the left of the login fields, there is a copyright notice: "© 2001-2013 Lightspeed Financial, Inc. All rights reserved. 'Lightspeed' is a trademark of Lightspeed Financial, Inc." The login form consists of two input fields: "User ID" with the text "USERNAME" and a clear button (X), and "Password" with a masked field of asterisks and a submit button (→). Below the password field, there is a dropdown menu with "SSL" selected and highlighted by a red box.

*** If you cannot log in to Lightspeed Trader, or experience any technical difficulty, please call Lightspeed Tech Support for assistance at 1 (888) LSPD-123, Option 4.**